

Jemison Ranking - Jemison Division - Houston 2019

Team	Avg. MatchScore	Avg. AutonomousScore	Avg. TeleOpScore	Avg. EndGameScore
9829	264.0	73.0	141.0	50.0
6929	244.0	60.0	134.0	50.0
724	237.3	65.8	121.5	50.0
9899	230.3	70.0	110.3	50.0
Null	230.0	80.0	100.0	50.0
516	216.0	64.0	112.0	40.0
10219	204.0	57.0	97.0	50.0
3409	200.7	66.7	92.3	41.7
8610	197.0	73.0	84.0	40.0
11260	195.0	73.8	83.8	37.5
12767	187.4	75.0	62.4	50.0
11089	186.7	80.0	56.7	50.0
7842	186.4	38.0	98.4	50.0
7357	186.4	60.0	86.4	40.0
7303	185.2	39.0	96.2	50.0
6299	185.0	63.0	112.0	10.0
8651	183.8	71.0	72.8	40.0
4964	179.8	72.0	64.8	43.0
12611	179.4	73.0	56.4	50.0
11138	177.8	78.3	57.8	41.7
5145	177.4	67.0	60.4	50.0
8886	173.8	61.3	62.5	50.0
7209	171.8	77.0	59.8	35.0
5009	168.4	70.0	58.4	40.0
13072	167.5	47.5	82.5	37.5
9362	164.2	51.7	70.8	41.7
4711	164.0	55.8	74.8	33.3
9386	161.7	60.0	57.5	44.2
7161	161.4	64.0	57.4	40.0
16100	147.4	42.1	69.6	35.7

Avg. MatchScore, Avg. AutonomousScore, Avg. TeleOpScore and Avg. EndGameScore broken down by Team. The data is filtered on Competition and IsScouting. The Competition filter keeps HoustonJemison19. The IsScouting filter keeps False.

Jemison Ranking - Jemison Division - Houston 2019

Team	Avg. MatchScore	Avg. AutonomousScore	Avg. TeleOpScore	Avg. EndGameScore
11155	147.2	72.0	35.2	40.0
5773	146.4	65.0	51.4	30.0
4290	145.0	55.0	48.3	41.7
13162	143.0	55.0	38.0	50.0
9112	139.5	56.7	32.8	50.0
11364	137.6	71.0	26.6	40.0
12583	136.8	66.0	40.8	30.0
5026	133.3	64.2	27.5	41.7
11572	131.4	60.0	31.4	40.0
4227	131.2	67.0	31.2	33.0
16094	125.8	56.3	44.5	25.0
6990	125.8	66.3	30.8	28.8
9512	124.8	66.0	38.8	20.0
6832	124.2	53.3	49.2	21.7
5687	118.2	70.0	15.2	33.0
15600	116.2	51.7	22.8	41.7
8367	115.0	51.0	34.0	30.0
6302	112.4	38.0	24.4	50.0
8081	110.3	55.8	37.8	16.7
5899	110.0	55.0	25.0	30.0
16117	108.0	54.0	24.0	30.0
10348	107.3	40.0	25.7	41.7
16137	107.0	48.0	19.0	40.0
13017	104.7	55.8	15.5	33.3
9778	100.8	30.0	20.8	50.0
542	97.0	41.0	47.0	9.0
11454	96.6	55.0	13.6	28.0
10641	96.0	29.0	27.0	40.0
8461	94.5	45.0	41.2	8.3
12397	92.8	52.0	7.8	33.0

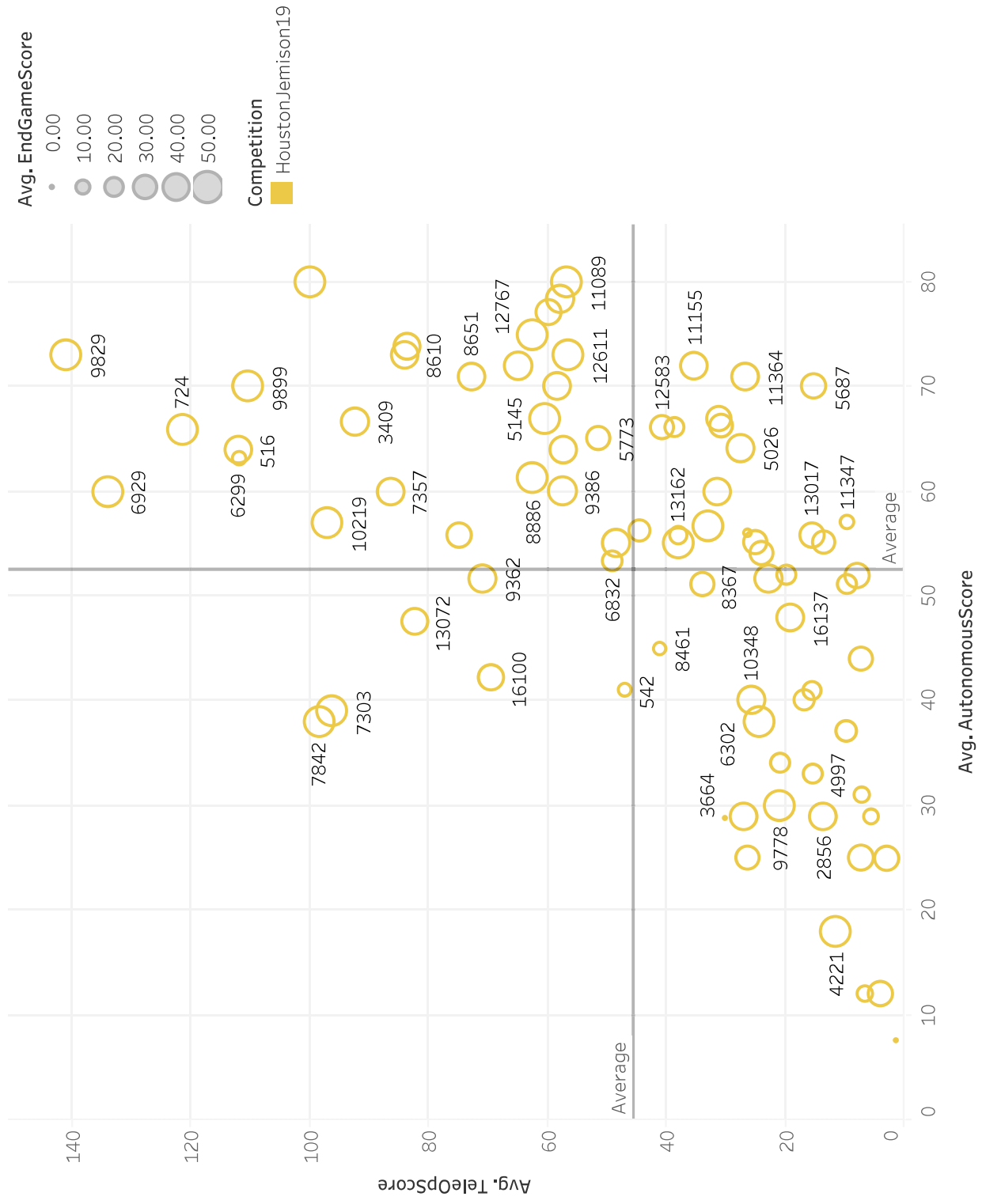
Avg. MatchScore, Avg. AutonomousScore, Avg. TeleOpScore and Avg. EndGameScore broken down by Team. The data is filtered on Competition and IsScouting. The Competition filter keeps HoustonJemison19. The IsScouting filter keeps False.

Jemison Ranking - Jemison Division - Houston 2019

Team	Avg. MatchScore	Avg. AutonomousScore	Avg. TeleOpScore	Avg. EndGameScore
10265	91.8	52.0	19.8	20.0
13808	85.4	56.0	26.4	3.0
2856	82.6	29.0	13.6	40.0
10544	81.4	25.0	26.4	30.0
10056	81.2	44.0	7.2	30.0
3081	80.8	51.0	9.8	20.0
8477	79.8	40.0	16.8	23.0
4221	79.4	18.0	11.4	50.0
11347	76.6	57.0	9.6	10.0
16054	75.0	34.0	21.0	20.0
9958	74.4	41.0	15.4	18.0
11158	70.4	37.1	9.7	23.6
4997	68.4	33.0	15.4	20.0
13472	67.2	25.0	7.2	35.0
5175	60.8	25.0	2.8	33.0
3664	58.8	28.8	30.0	0.0
14290	51.0	31.0	7.0	13.0
5218	49.0	12.0	4.0	33.0
16089	46.6	29.0	5.6	12.0
3981	31.6	12.0	6.6	13.0
16108	8.8	7.5	1.3	0.0

Avg. MatchScore, Avg. AutonomousScore, Avg. TeleOpScore and Avg. EndGameScore broken down by Team. The data is filtered on Competition and IsScouting. The Competition filter keeps HoustonJemison19. The IsScouting filter keeps False.

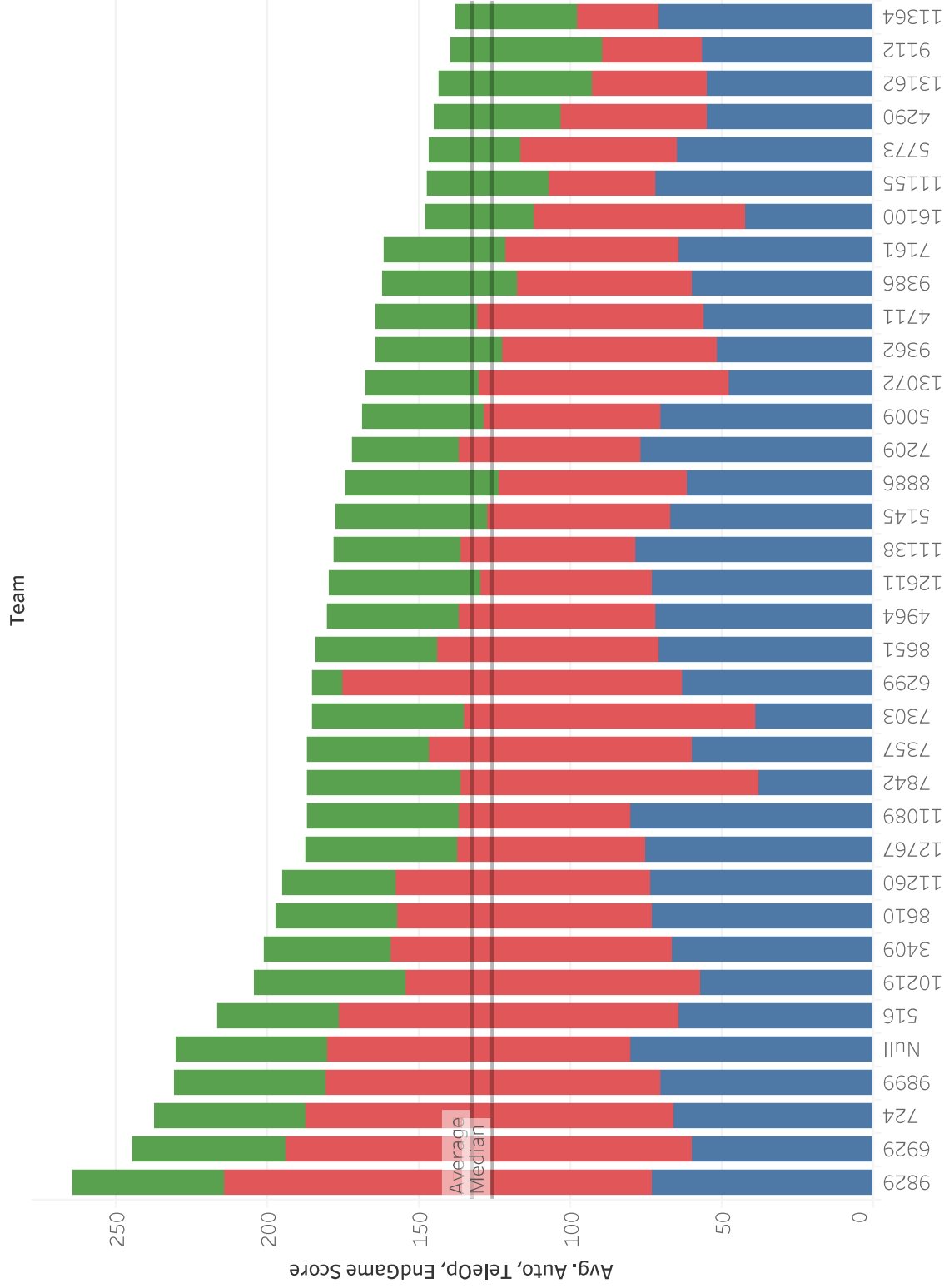
Jemison Comparison - Jemison Division - Houston 2019



Average of AutonomousScore vs. average of TeleOpScore. Color shows details about Competition. Size shows average of EndGameScore. The marks are labeled by Team. The data is filtered on IsScouting, which keeps False. The view is filtered on Competition, which keeps HoustonJemison19.

Jemison Zone Breakdown - Jemison Division - Houston 2019

Measure Names
■ Avg. EndGameScore
■ Avg. TeleOpScore
■ Avg. AutonomousScore

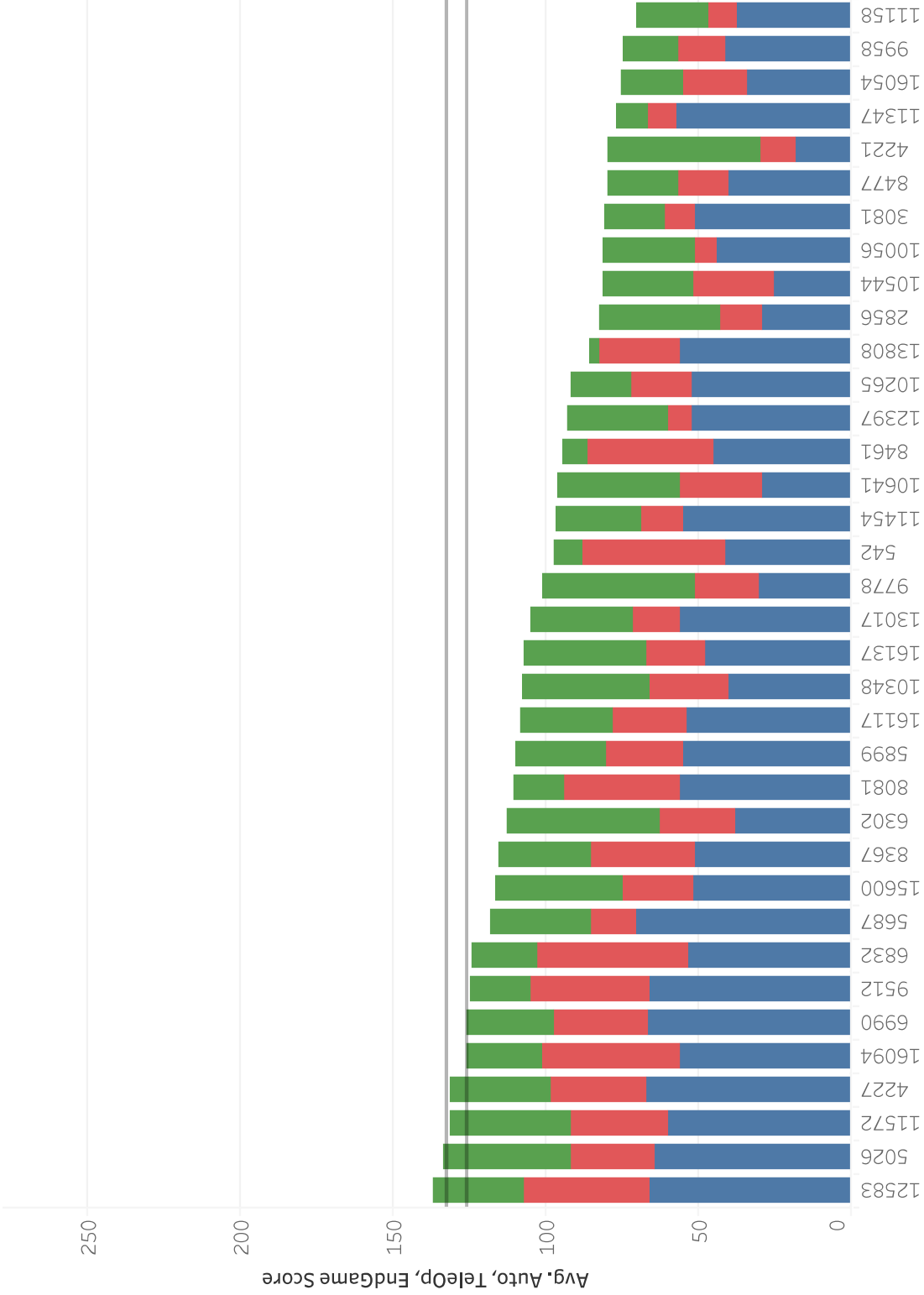


Avg. EndGameScore, Avg. TeleOpScore and Avg. AutonomousScore for each Team. Color shows details about Avg. EndGameScore, Avg. TeleOpScore and Avg. AutonomousScore. The data is filtered on Competition and IsScouting. The Competition filter keeps HoustonJemison19. The IsScouting filter keeps False.

Jemison Zone Breakdown - Jemison Division - Houston 2019

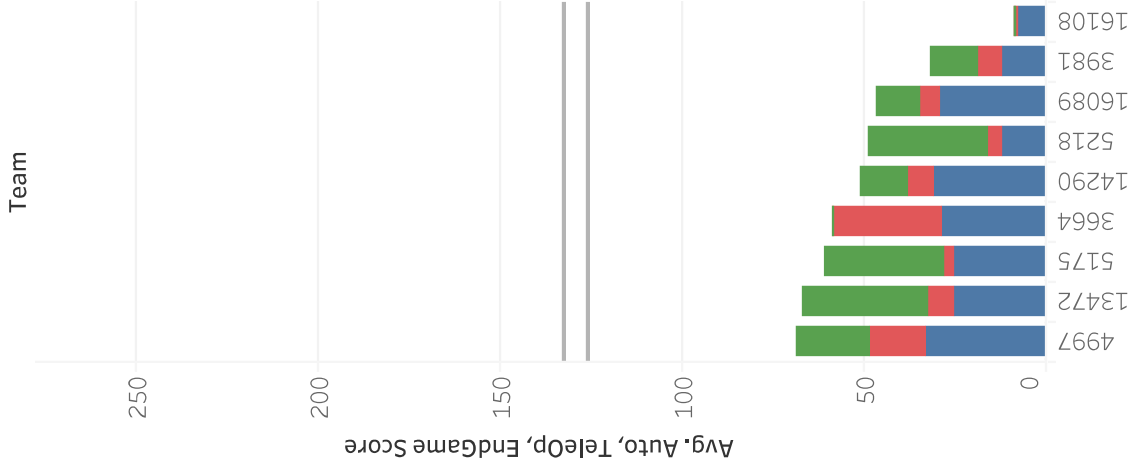
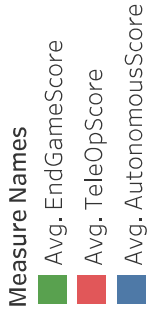
Team

Measure Names
■ Avg. EndGameScore
■ Avg. TeleOpScore
■ Avg. AutonomousScore



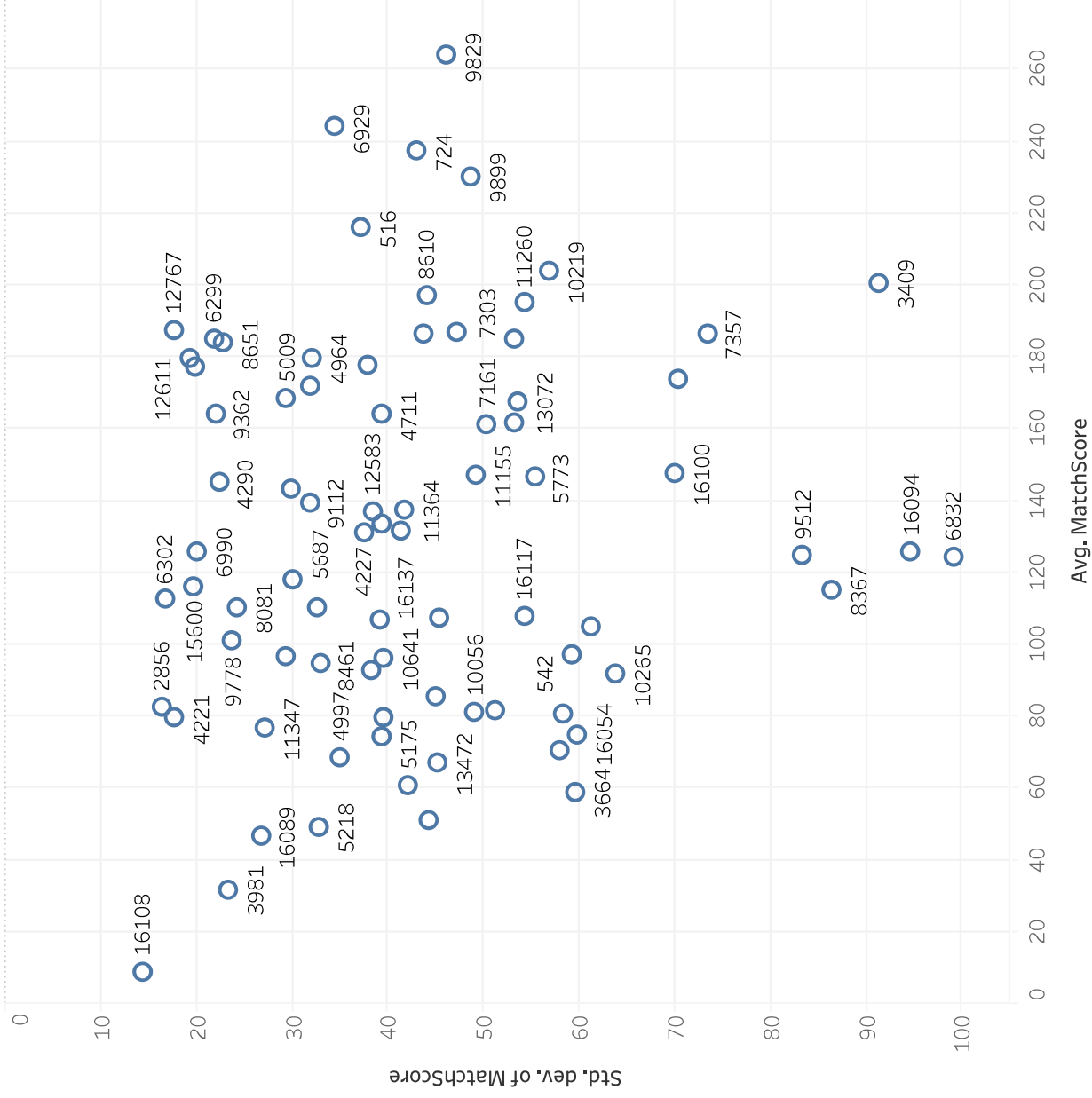
Avg. EndGameScore, Avg. TeleOpScore and Avg. AutonomousScore for each Team. Color shows details about Avg. EndGameScore, Avg. TeleOpScore and Avg. AutonomousScore. The data is filtered on Competition and IsScouting. The Competition filter keeps HoustonJemison19. The IsScouting filter keeps False.

Jemison Zone Breakdown - Jemison Division - Houston 2019



Avg. EndGameScore, Avg. TeleOpScore and Avg. AutonomousScore for each Team. Color shows details about Avg. EndGameScore, Avg. TeleOpScore and Avg. AutonomousScore. The data is filtered on Competition and IsScouting. The Competition filter keeps HoustonJemison19. The IsScouting filter keeps False.

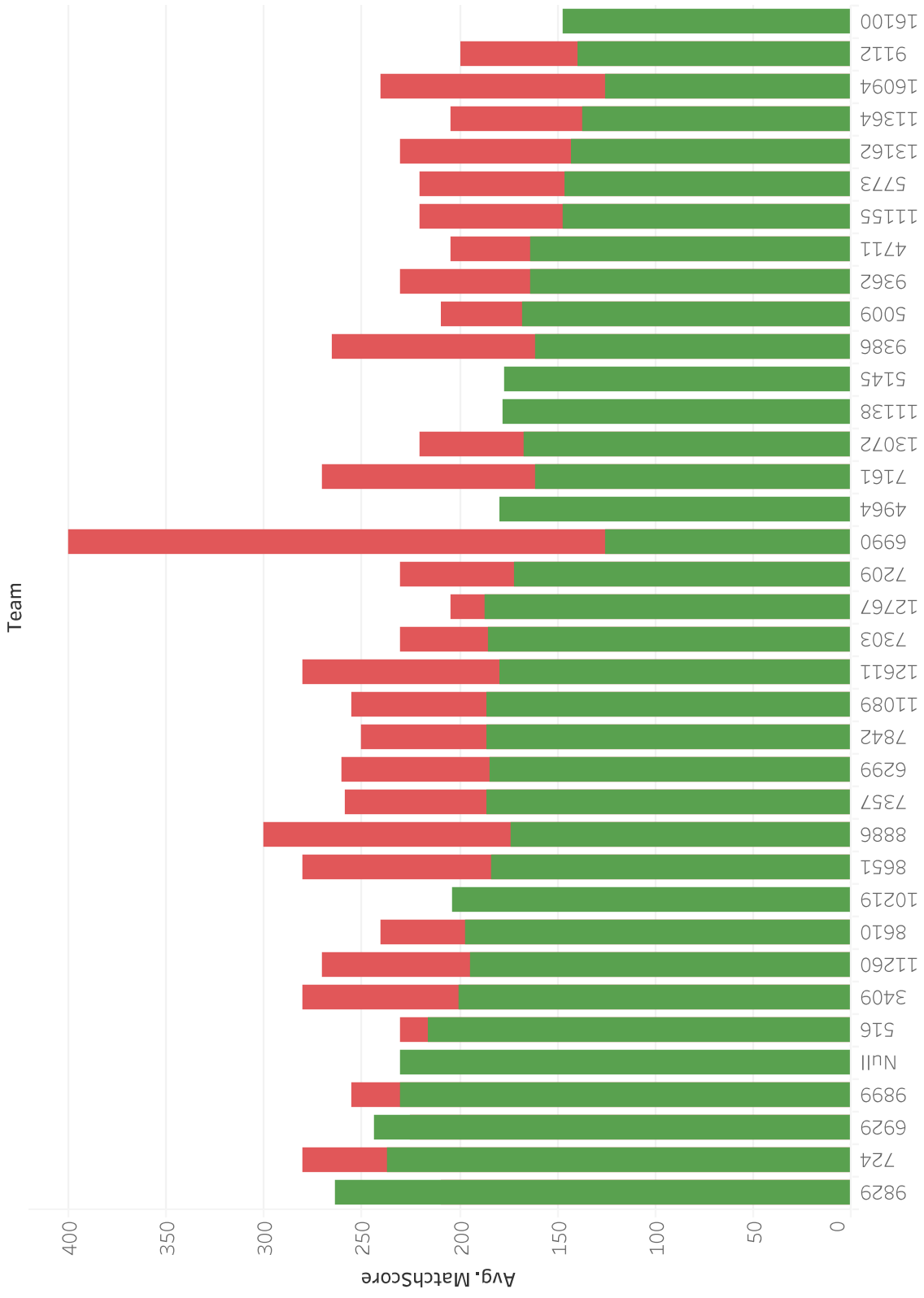
Jemison Consistency - Jemison Division - Houston 2019



Average of MatchScore vs. standard deviation of MatchScore. The marks are labeled by Team. Details are shown for Team. The data is filtered on Competition and IsScouting. The Competition filter keeps HoustonJemison19. The IsScouting filter keeps False.

Jemison Scouting vs. Performance - Jemison Division - Houston 2019

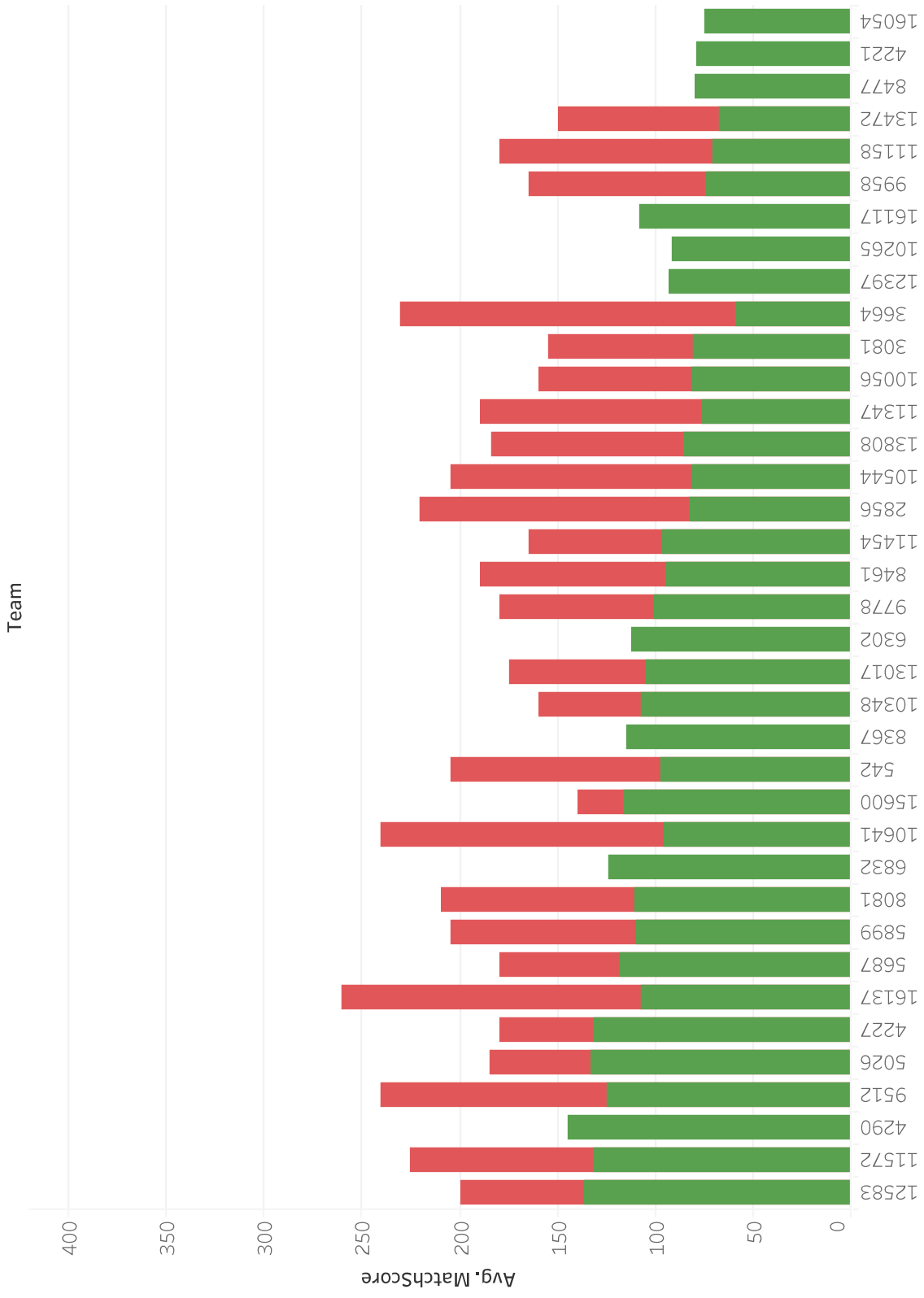
IsScouting
■ False
■ True



Average of MatchScore for each Team. Color shows details about IsScouting. The data is filtered on Competition, which keeps HoustonJemison19.

Jemison Scouting vs. Performance - Jemison Division - Houston 2019

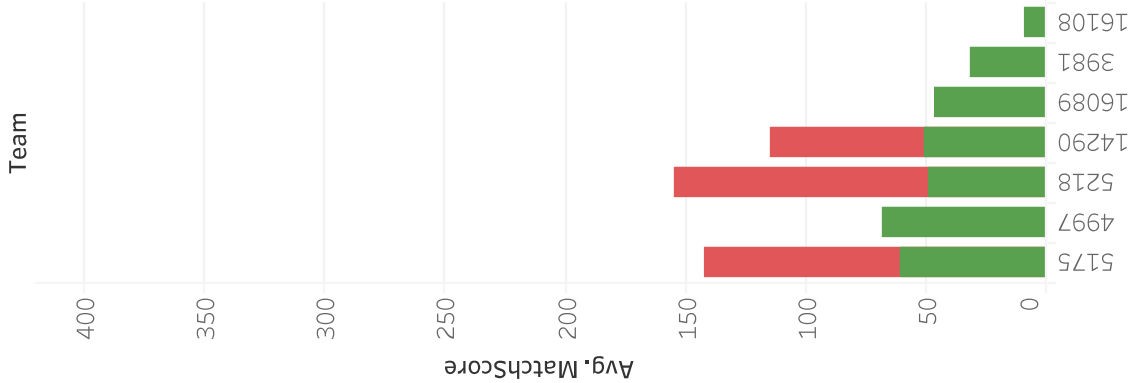
IsScouting
■ False
■ True



Average of MatchScore for each Team. Color shows details about IsScouting. The data is filtered on Competition, which keeps HoustonJemison19.

Jemison Scouting vs. Performance - Jemison Division - Houston 2019

IsScouting
False
True



Average of MatchScore for each Team. Color shows details about IsScouting. The data is filtered on Competition, which keeps HoustonJemison19.