

Franklin Ranking - Franklin Division - Houston 2019

Team	Avg. MatchScore	Avg. AutonomousScore	Avg. TeleOpScore	Avg. EndGameScore
7105	295.0	80.0	165.0	50.0
5064	288.2	80.0	158.2	50.0
3101	282.0	75.0	177.0	30.0
11039	241.8	73.3	118.5	50.0
7172	233.0	74.0	119.0	40.0
4216	226.8	70.0	106.8	50.0
12599	220.8	80.0	99.2	41.7
12823	218.4	80.0	88.4	50.0
12808	215.0	69.0	106.0	40.0
8949	213.0	67.0	116.0	30.0
9851	208.3	70.0	88.3	50.0
417	206.0	70.0	93.0	43.0
16093	200.0	60.0	90.0	50.0
6547	198.0	70.0	78.0	50.0
10348	195.0	55.0	90.0	50.0
12357	193.0	63.0	90.0	40.0
9879	188.5	65.8	72.7	50.0
8404	188.4	75.0	73.4	40.0
10298	187.8	70.0	77.8	40.0
7203	187.0	64.0	83.0	40.0
4587	186.0	69.0	67.0	50.0
731	180.4	70.0	77.4	33.0
5921	174.4	59.0	75.4	40.0
3526	166.2	57.0	59.2	50.0
8569	162.5	55.0	57.5	50.0
8565	162.5	57.5	55.0	50.0
4133	162.4	73.0	49.4	40.0
8045	160.7	80.0	39.0	41.7
7477	159.0	65.0	54.0	40.0
6559	158.8	65.0	53.8	40.0

Avg. MatchScore, Avg. AutonomousScore, Avg. TeleOpScore and Avg. EndGameScore broken down by Team. The data is filtered on Competition and IsScouting. The Competition filter keeps HoustonFranklin19. The IsScouting filter keeps False.

Franklin Ranking - Franklin Division - Houston 2019

Team	Avg. MatchScore	Avg. AutonomousScore	Avg. TeleOpScore	Avg. EndGameScore
10998	158.0	73.0	45.0	40.0
7548	157.0	55.0	62.0	40.0
8923	151.4	50.0	61.4	40.0
11104	149.0	69.2	38.2	41.7
11212	149.0	55.0	54.0	40.0
14524	141.2	42.5	48.7	50.0
16136	141.0	80.0	31.0	30.0
4625	140.8	33.0	57.8	50.0
9792	137.0	55.0	49.0	33.0
6448	137.0	68.0	19.0	50.0
12857	132.4	56.0	33.4	43.0
11165	131.0	75.0	26.0	30.0
9881	126.7	39.2	54.2	33.3
12670	126.4	75.0	25.4	26.0
9899	125.0	30.0	45.0	50.0
8466	125.0	53.0	32.0	40.0
5667	124.8	42.0	42.8	40.0
8080	123.8	38.3	41.3	44.2
9781	123.4	52.1	35.6	35.7
11099	122.6	59.0	33.6	30.0
6047	121.4	65.0	16.4	40.0
3050	114.4	55.0	26.4	33.0
10111	112.4	53.0	19.4	40.0
11524	111.0	54.0	37.0	20.0
14904	110.6	60.0	17.6	33.0
4545	109.2	46.7	37.5	25.0
288	109.0	38.0	31.0	40.0
12384	108.4	40.0	45.4	23.0
5015	108.0	58.0	10.0	40.0
6165	101.8	35.0	46.8	20.0

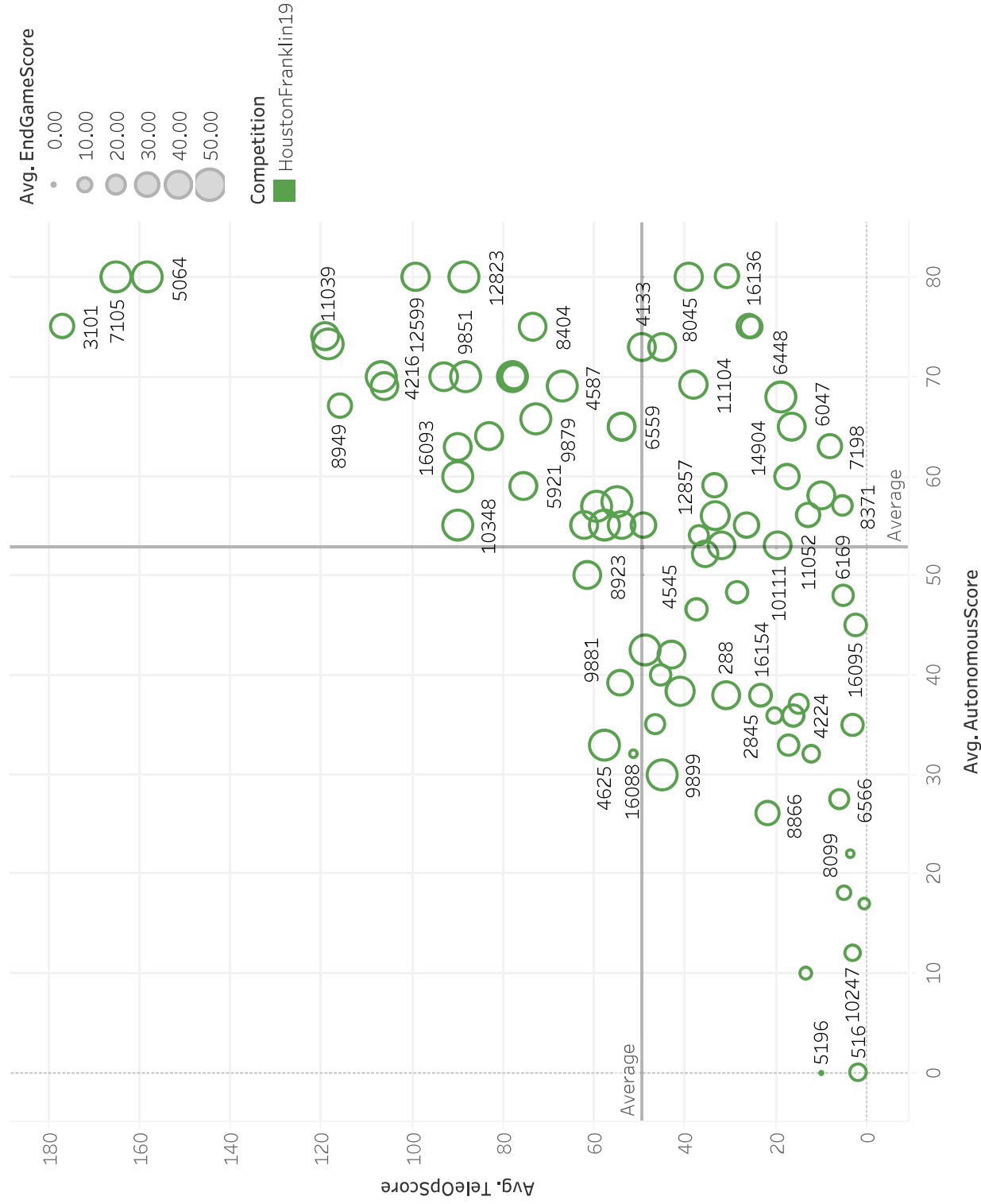
Avg. MatchScore, Avg. AutonomousScore, Avg. TeleOpScore and Avg. EndGameScore broken down by Team. The data is filtered on Competition and IsScouting. The Competition filter keeps HoustonFranklin19. The IsScouting filter keeps False.

Franklin Ranking - Franklin Division - Houston 2019

Team	Avg. MatchScore	Avg. AutonomousScore	Avg. TeleOpScore	Avg. EndGameScore
8668	101.7	48.3	28.3	25.0
7198	101.4	63.0	8.4	30.0
11052	99.0	56.0	13.0	30.0
16154	87.2	38.0	23.2	26.0
16088	86.6	32.0	51.6	3.0
8371	83.6	57.0	5.6	21.0
8866	78.0	26.0	22.0	30.0
4224	77.0	36.0	16.0	25.0
6169	76.2	48.0	5.2	23.0
16095	73.4	45.0	2.4	26.0
14921	73.0	33.0	17.0	23.0
5670	72.2	37.0	15.2	20.0
2845	69.2	36.0	20.2	13.0
16109	63.0	35.0	3.0	25.0
16107	59.4	32.0	12.4	15.0
6566	53.8	27.5	6.3	20.0
15935	33.2	18.0	5.2	10.0
3658	31.0	10.0	13.5	7.5
8099	28.6	22.0	3.6	3.0
10247	28.2	12.0	3.2	13.0
13108	23.8	17.0	0.8	6.0
516	17.0	0.0	2.0	15.0
5196	10.0	0.0	10.0	0.0

Avg. MatchScore, Avg. AutonomousScore, Avg. TeleOpScore and Avg. EndGameScore broken down by Team. The data is filtered on Competition and IsScouting. The Competition filter keeps HoustonFranklin19. The IsScouting filter keeps False.

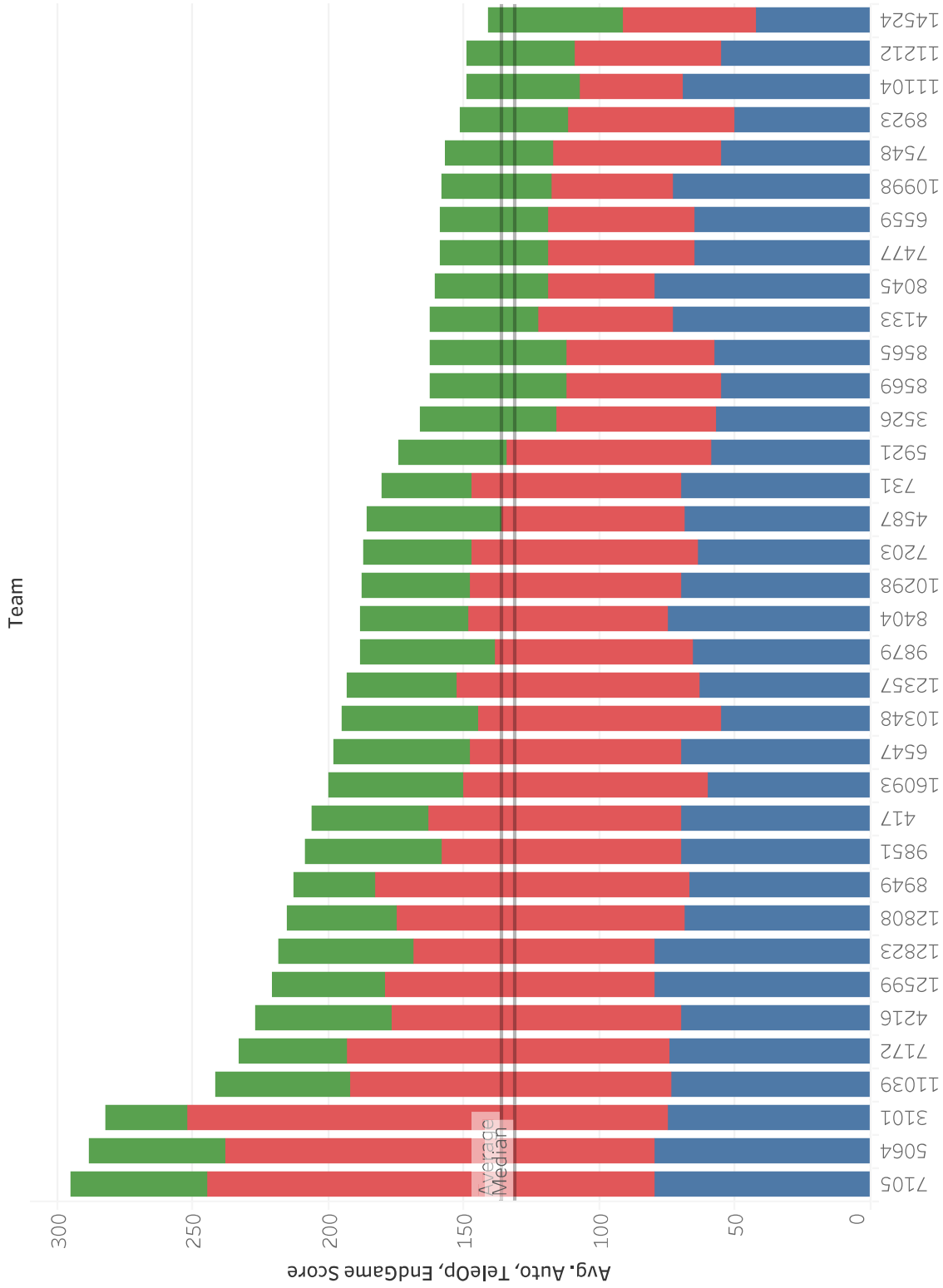
Franklin Comparison - Franklin Division - Houston 2019



Average of AutonomousScore vs. average of TeleOpScore. Color shows details about Competition. Size shows average of EndGameScore. The marks are labeled by Team. The data is filtered on IsScouting, which keeps False. The view is filtered on Competition, which keeps HoustonFranklin19.

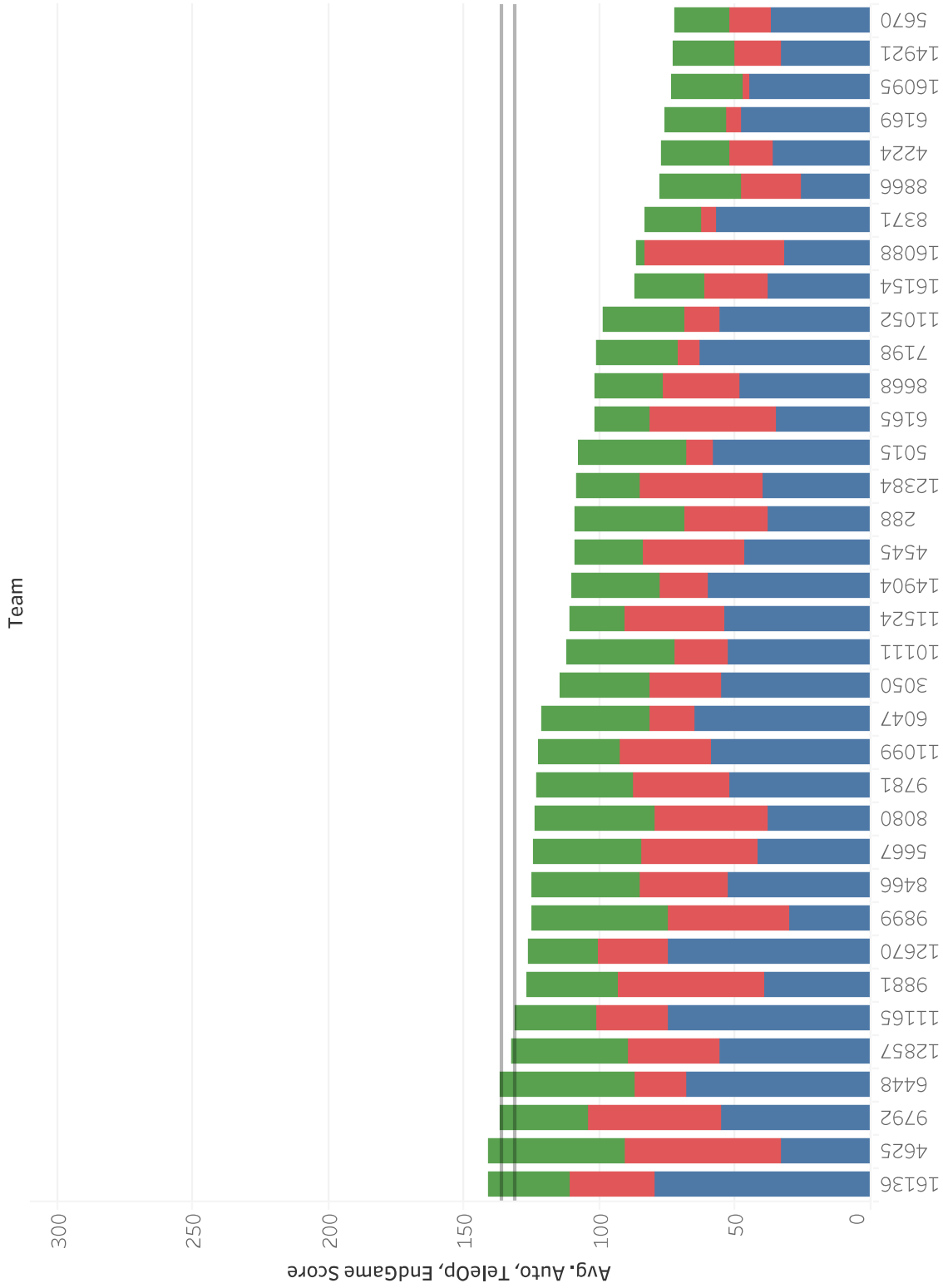
Franklin Zone Breakdown - Franklin Division - Houston 2019

Measure Names
■ Avg. EndGameScore
■ Avg. TeleOpScore
■ Avg. AutonomousScore



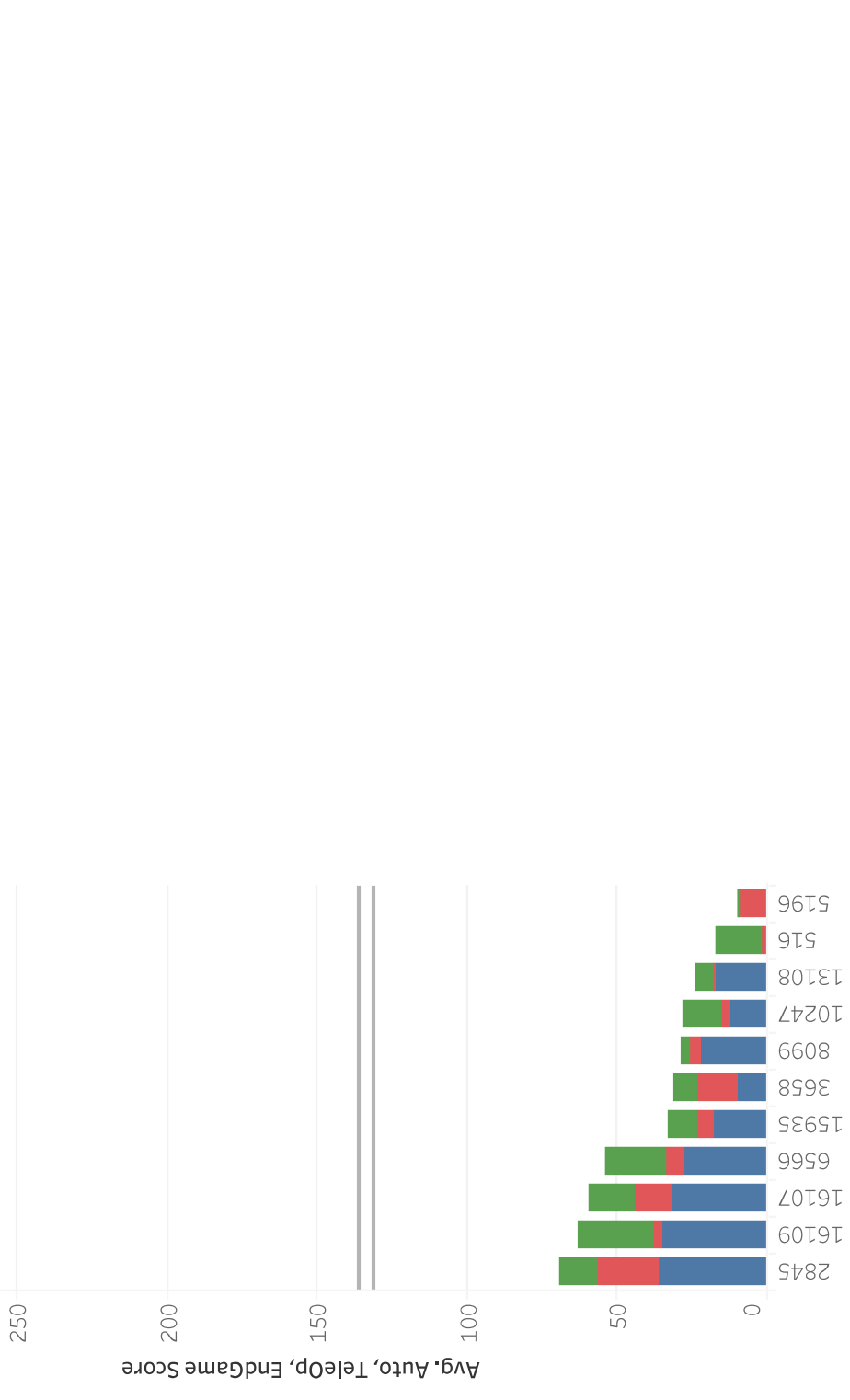
Avg. EndGameScore, Avg. TeleOpScore and Avg. AutonomousScore for each Team. Color shows details about Avg. EndGameScore, Avg. TeleOpScore and Avg. AutonomousScore. The data is filtered on Competition and IsScouting. The Competition filter keeps HoustonFranklin19. The IsScouting filter keeps False.

Franklin Zone Breakdown - Franklin Division - Houston 2019



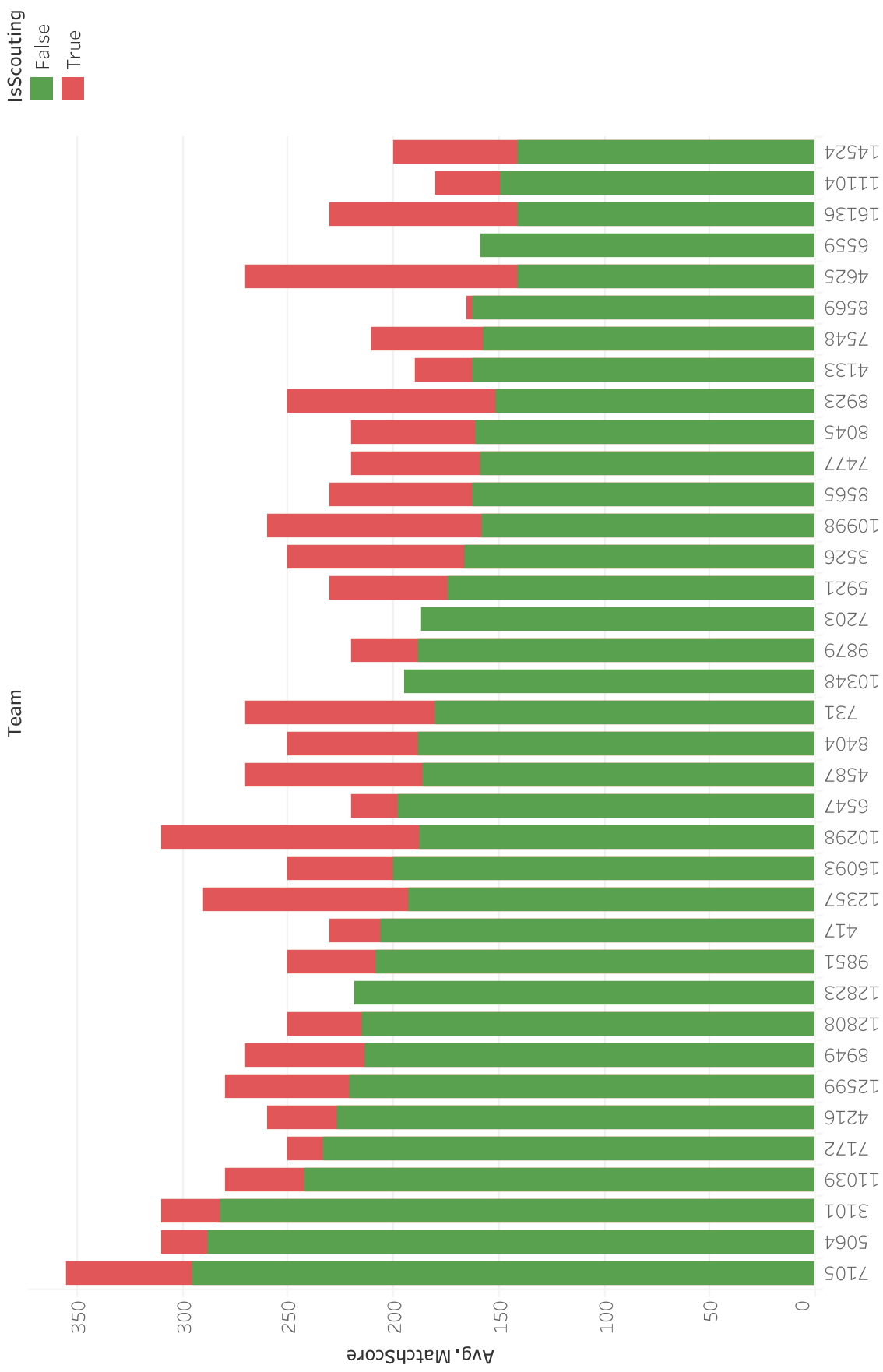
Avg. EndGameScore, Avg. TeleOpScore and Avg. AutonomousScore for each Team. Color shows details about Avg. EndGameScore, Avg. TeleOpScore and Avg. AutonomousScore. The data is filtered on Competition and IsScouting. The Competition filter keeps HoustonFranklin19. The IsScouting filter keeps False.

Franklin Zone Breakdown - Franklin Division - Houston 2019



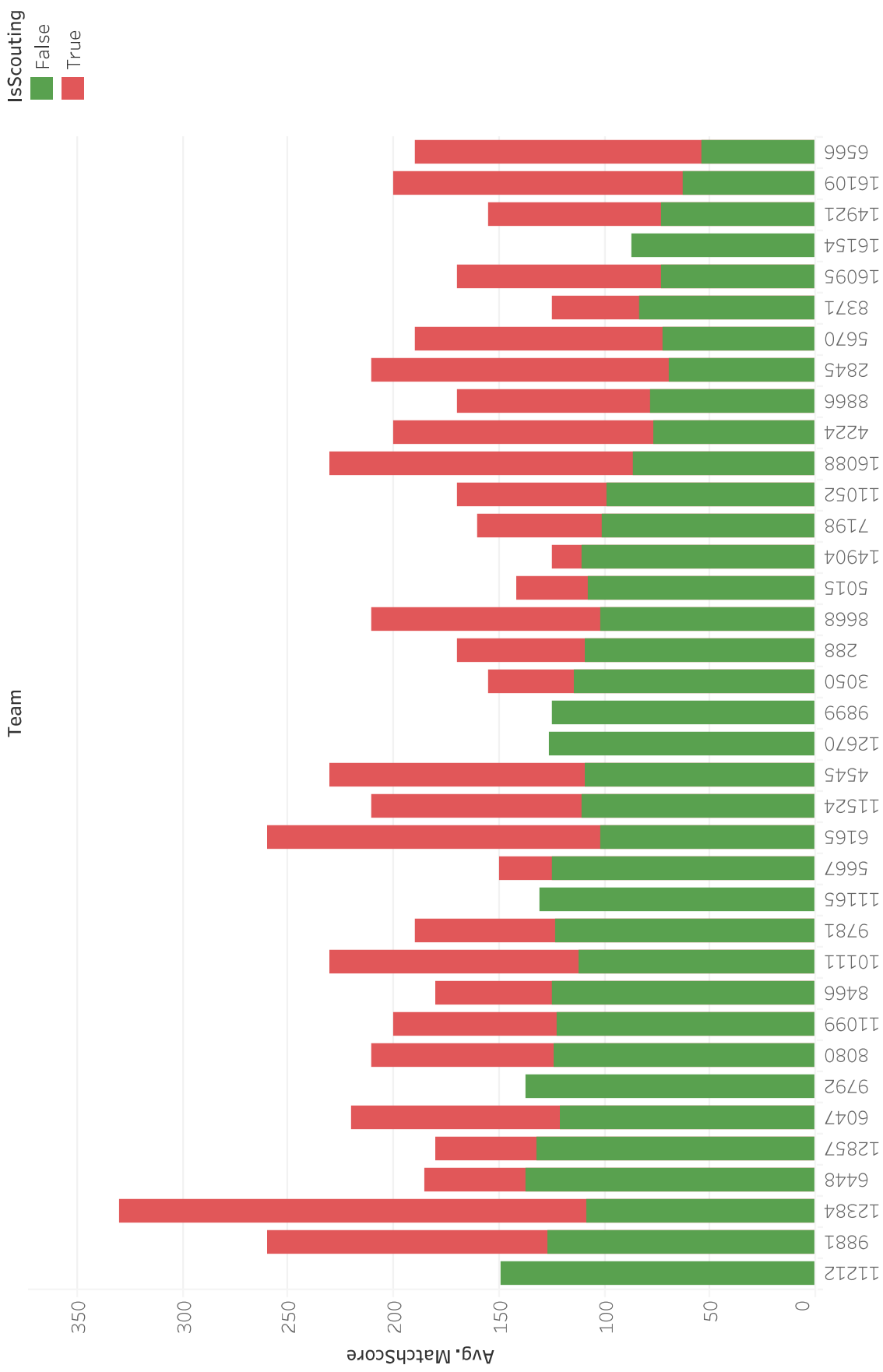
Avg. EndGameScore, Avg. TeleOpScore and Avg. AutonomousScore for each Team. Color shows details about Avg. EndGameScore, Avg. TeleOpScore and Avg. AutonomousScore. The data is filtered on Competition and IsScouting. The Competition filter keeps HoustonFranklin19. The IsScouting filter keeps False.

Franklin Scouting vs. Performance - Franklin Division - Houston 2019



Average of MatchScore for each Team. Color shows details about IsScouting. The data is filtered on Competition, which keeps HoustonFranklin19.

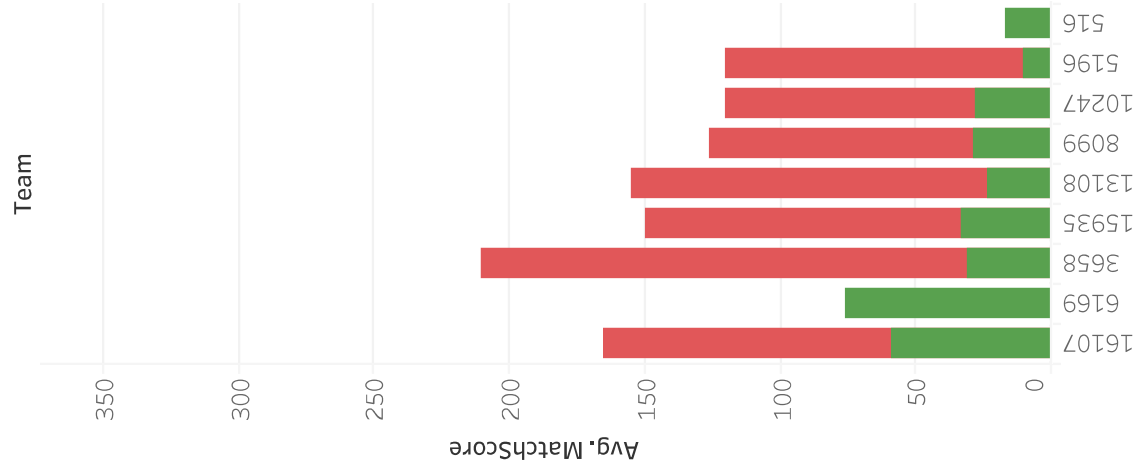
Franklin Scouting vs. Performance - Franklin Division - Houston 2019



Average of MatchScore for each Team. Color shows details about IsScouting. The data is filtered on Competition, which keeps HoustonFranklin19.

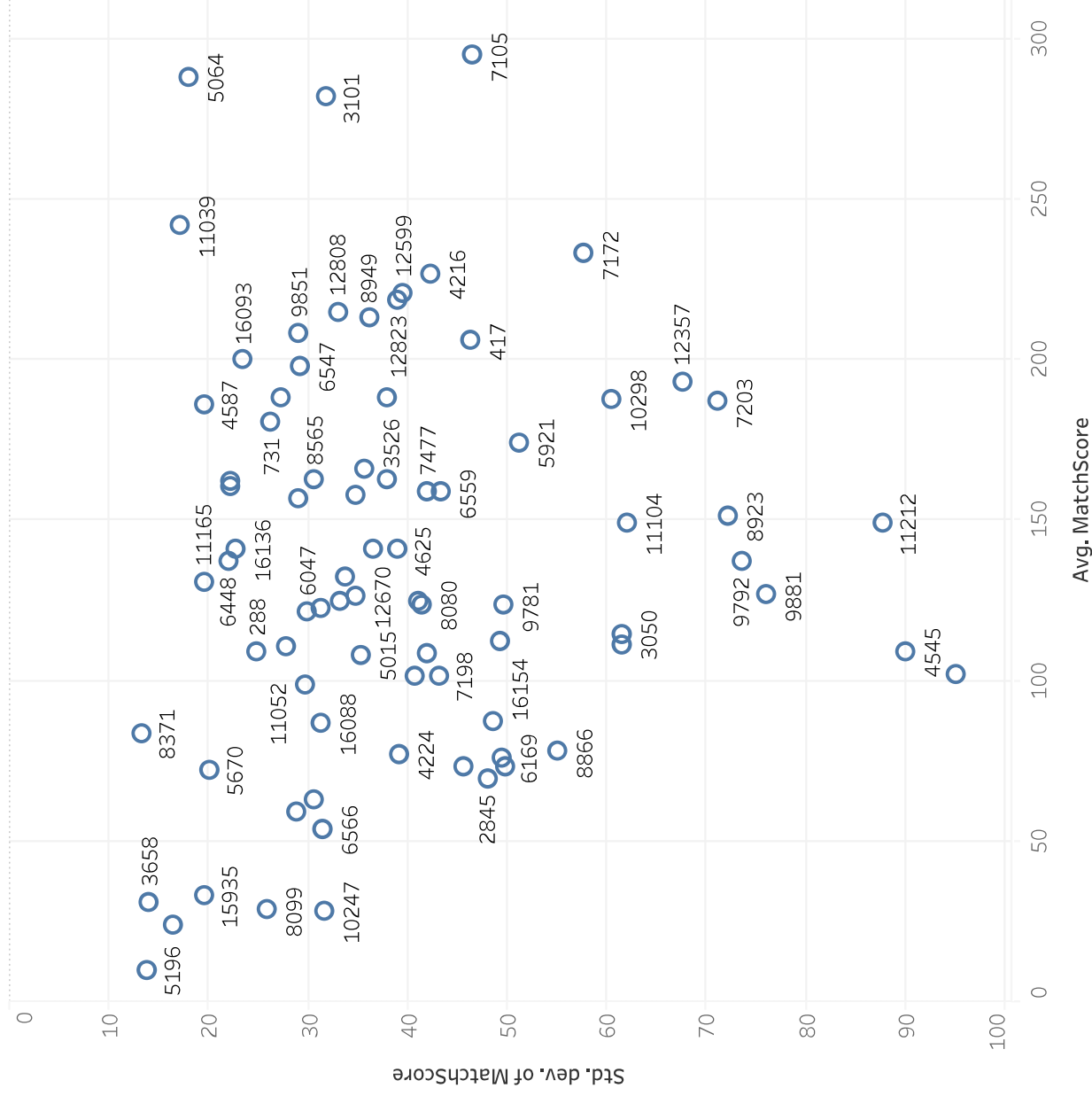
Franklin Scouting vs. Performance - Franklin Division - Houston 2019

IsScouting
■ False
■ True



Average of MatchScore for each Team. Color shows details about IsScouting. The data is filtered on Competition, which keeps HoustonFranklin19.

Franklin Consistency - Franklin Division - Houston 2019



Average of MatchScore vs. standard deviation of MatchScore. The marks are labeled by Team. Details are shown for Team. The data is filtered on Competition and IsScouting. The Competition filter keeps HoustonFranklin19. The IsScouting filter keeps False.